



flexibleprecision

Plate Mounting Solutions for Flexographic Printing

individual requirements

Tailor-Made Products for Maximized Efficiency



Two product designs for individual requirements



We Care About Your Process

Those who want to stay competitive in the highly dynamic flexographic printing market need a reliable partner. With decades of experience and a clear focus on the flexographic market, we continue to invest in product development and staff qualification programs. As a result you can count on our reliable solutions and expert services worldwide.

Aligned Product Designs for More Efficiency

Increasing demands on print quality combined with high levels of process efficiency call for specifically tailored plate mounting tapes. Our tesa Softprint® assortment therefore provides two product designs: CLASSIC and FLEX, offering individual possibilities for more process efficiency.

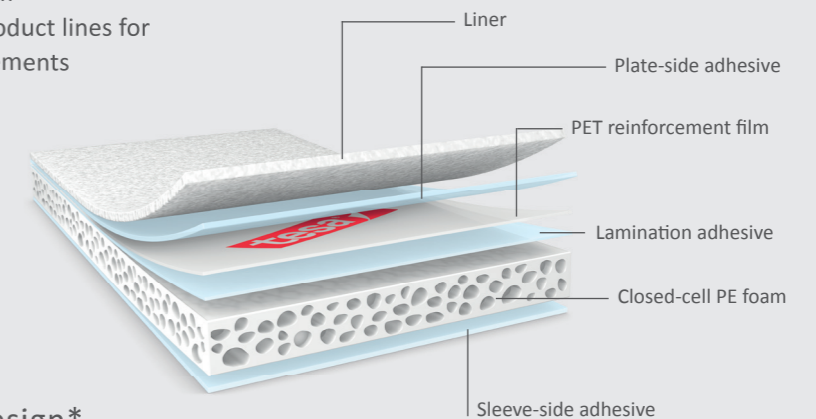
The Best Quality for Both Product Designs Throughout the Whole Process

Both assortments combine high-quality foam and film materials with specially engineered adhesives for excellent print results and optimum handling properties. Not only are the processed components of the highest quality, but they are also handled with the utmost care throughout the specifically developed production process.

Differentiation of tesa Softprint® Product Designs

CLASSIC Product Design

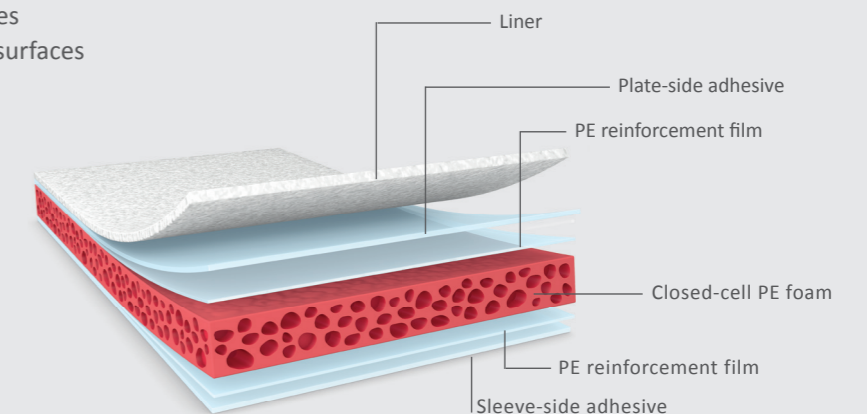
- Easy tape handling with PET reinforcement film
- Wide range of product lines for individual requirements



FLEX Product Design*

Aligned product design for critical sleeve application e.g.:

- Thin-walled sleeves
- Scratched sleeve surfaces



* The FLEX product design is only available in 500 µm/20 mil






provenbenefits

Always a Fitting Solution: tesa Softprint®






Historically, foam plate mounting tapes were divided into two thickness categories: 380 µm/15 mil for label printing (narrow web) and 500 µm/20 mil for flexible packaging printing (wide web). Nowadays, customers decide individually which category offers the most benefits for their processes.

Our tesa Softprint® assortment offers both thickness categories of equally high quality in terms of print results and adhesive properties.

Wide Web: tesa Softprint® 500 µm/20 mil

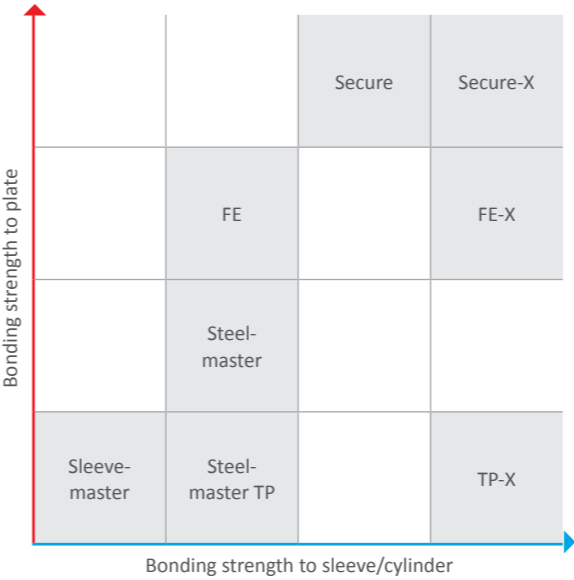
	X-Soft	Soft	Medium	Medium-Hard	Hard	Product color code
						Print motif
CLASSIC PRODUCT DESIGN						
tesa Softprint® Steelmaster	-	tesa® 72022	tesa® 72024	tesa® 72026	tesa® 72028	
tesa Softprint® Steelmaster TP	-	tesa® 72122	tesa® 72124	tesa® 72126	tesa® 72128	
tesa Softprint® Sleeve-master	tesa® 72220	tesa® 72222	tesa® 72224	tesa® 72226	tesa® 72228	
tesa Softprint® TP-X	-	tesa® 72322	tesa® 72324	tesa® 72326	tesa® 72328	
tesa Softprint® FE	-	tesa® 72422	tesa® 72424	tesa® 72426	tesa® 72428	
tesa Softprint® FE-X	-	tesa® 72522	tesa® 72524	tesa® 72526	tesa® 72528	
tesa Softprint® Secure	-	tesa® 72622	tesa® 72624	tesa® 72626	tesa® 72628	
tesa Softprint® Secure-X	-	tesa® 72722	tesa® 72724	tesa® 72726	tesa® 72728	
FLEX PRODUCT DESIGN						
tesa Softprint® FE-X	-	tesa® 73522	tesa® 73524	tesa® 73526	tesa® 73528	

Narrow Web: tesa Softprint® 380 µm/15 mil

	X-Soft	Soft	Medium	Medium-Hard	Hard	Product color code
						Print motif
CLASSIC PRODUCT DESIGN						
tesa Softprint® Steelmaster	tesa® 52018	tesa® 52017	-	tesa® 52015	-	
tesa Softprint® Steelmaster TP	tesa® 52118	tesa® 52117	-	tesa® 52115	-	
tesa Softprint® Secure	tesa® 52818	tesa® 52817	tesa® 52816	tesa® 52815	tesa® 52814	

How to Choose the Right Product Line

Depending on your process requirements, our Product Matrix and online Foam Advisor tool will support you in finding a suitable product line from our tesa Softprint® assortment.



Consult our online tool for plate-related foam advice.



www.tesa.com/foamadvisor

Our products prove their impressive quality day in, day out in demanding conditions and are regularly subjected to strict controls. All information and recommendations are provided to the best of our knowledge on the basis of our practical experience. Nevertheless, we can make no warranties, expressed or implied, including, but not limited to any implied warranty of merchantability or fitness for a particular purpose. Therefore, the user is responsible for determining whether our product is fit for a particular purpose and suitable for the user's method of application. If you are in any doubt, our technical staff will be glad to support you.

easyapplication

Supporting Tips and Tools

Tips for Optimum Plate Mounting

Cleaning



Process

All elements should be handled at room temperature – or at least at the same temperature.



Plate cleaning

Clean back of new or used plate: remove dust, grease, and any other contaminants using a suitable solvent.



Cylinder/sleeve cleaning

Clean as per manufacturer recommendations and wipe dry with clean cloth.

Mounting



Tape mounting

Apply the tape in a sweeping motion, line by line. Use a squeegee for best results.



Plate mounting

Only fix the plate to a narrow area of the tape. Avoid premature contact between plate and tape by using liner material.



Mount plate with rubber roller, at least on the leading and trailing edges. This will yield a better bond than just by hand.

Demounting



Plate

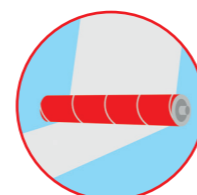


Tape

Plate and tape demounting


Remove plate first, then remove the tape slowly at a flat angle.

Our Complementary Products for Flexographic Printing




Roller wrapping tesa® 4863, tesa® 4563

tesa Printer's Friend® roller wrapping tapes offer outstanding "grip" and repel a variety of substances involved in the process (e.g. adhesives and inks).



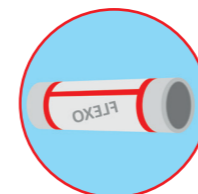
Flying splice for film materials tesa® 51910

tesa EasySplice® 51910 FilmLine PLUS enables manufacturers and processors of thin, high-slip films to save time and money by splicing at continuous production speeds.




Zero-speed splice tesa® 4104, tesa® 4137

Sufficient adhesion and shear strength for the splicing of all materials, including alternatives for higher temperatures.



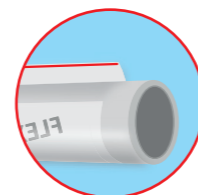
Edge sealing tesa® 4244 PV2, tesa® 4287

The adhesives stick on photopolymer plates and are subsequently easy to remove without leaving residues.



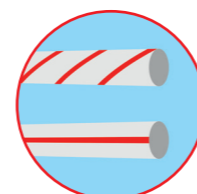
Failure flagging tesa® 4104

For marking material imperfections and print faults. This can be done separately due to a selection of available tape colors.



Adhesion Promoter tesa® 60153

For additional bonding strength to plate edge if needed.



Core starting tesa® 64621

Excellent adhesion properties to ensure the web is securely attached to the core.



Supportive tools

We also offer supportive tools such as cleaning rollers and rubber rollers to make several process steps easier and more efficient.



03/2016



Our management system is certified according to the standards ISO 9001, ISO 14001, and ISO/TS 16949.